

2011 Census release: Ward profile

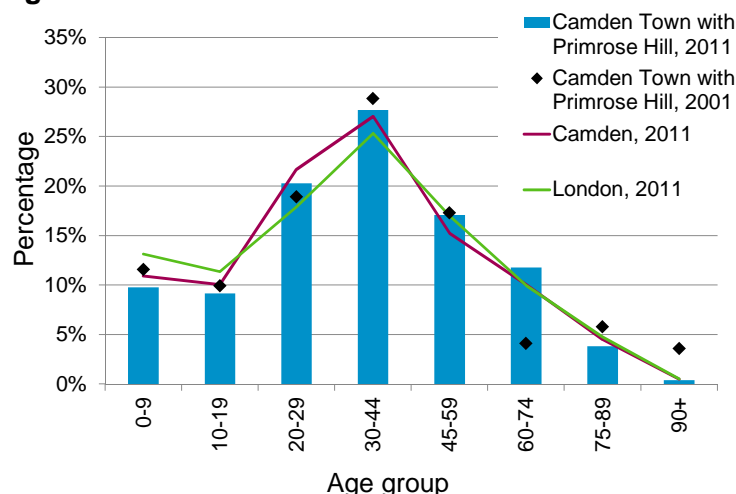
E05000130 Camden Town with Primrose Hill

March 2013

This profile provides information on key demographics, health care, household and employment status for this ward primarily based on the 2011 Census data. It shows both the differences between the Camden average and the ward, and where available, between the 2001 and 2011 Census figures. All data for 2011 were published by the Office for National Statistics (ONS) in January 2013. All data are available at www.ons.gov.uk. Unless otherwise stated, data are for 2011.

DEMOGRAPHICS

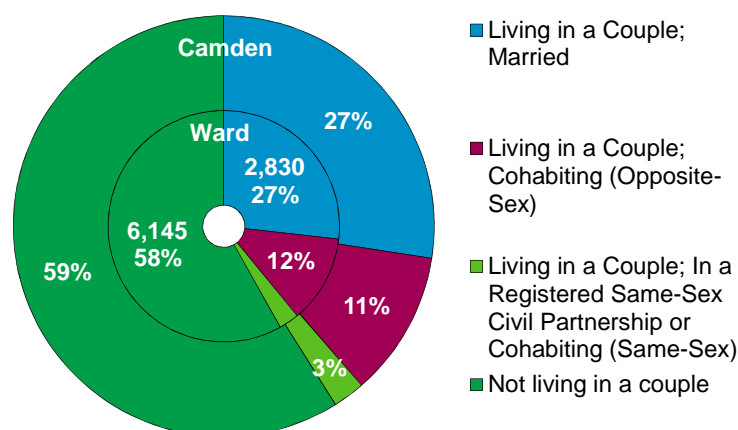
Age structure



In 2011 there were a total of 12,613 residents in Camden Town with Primrose Hill, compared to 11,574 in 2001.

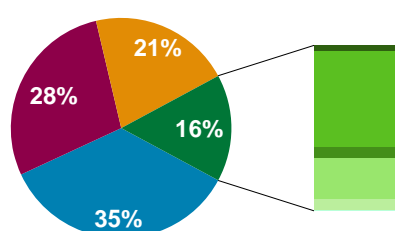
The 60-74 years age group saw the largest increase from 2001 (from 4% to 12%).

Marital and Civil Partnership status



In 2011, 58% of residents in Camden Town with Primrose Hill were recorded as not living in a couple. This is lower than Camden (59%) and is a decrease from the ward's percentage in 2001 (61%).

Religion



Camden Town with Primrose Hill, 2011



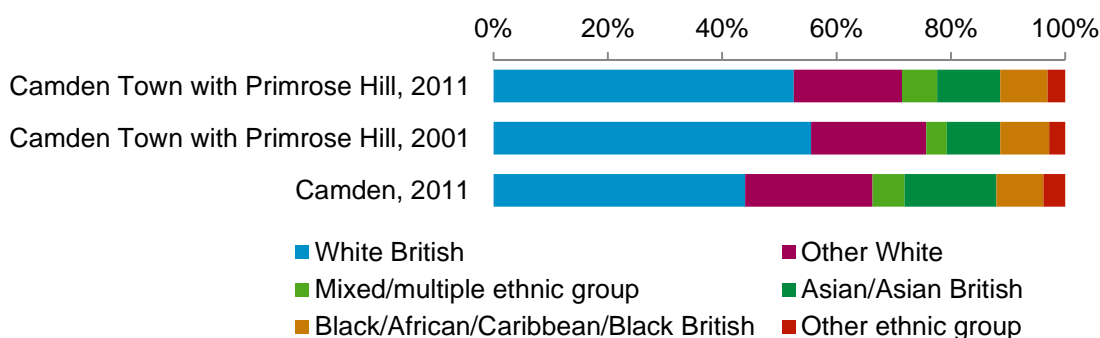
Camden Town with Primrose Hill, 2001

The percentage of people with no religion in Camden Town with Primrose Hill has increased from 23% to 28% since 2001, and is the same as in Camden (28%).

Ethnicity and Language

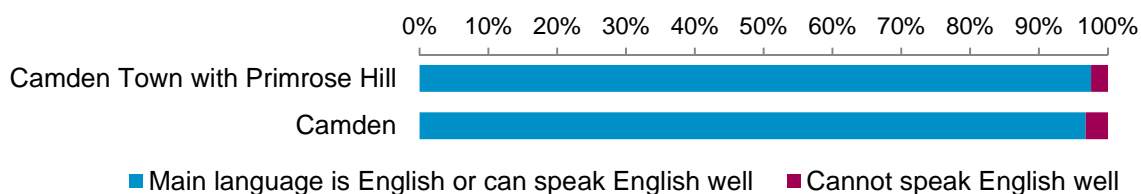
Ethnic Group

In 2011, 53% of people in Camden Town with Primrose Hill were White British, followed by Other White, which represents 19% of the ward population.



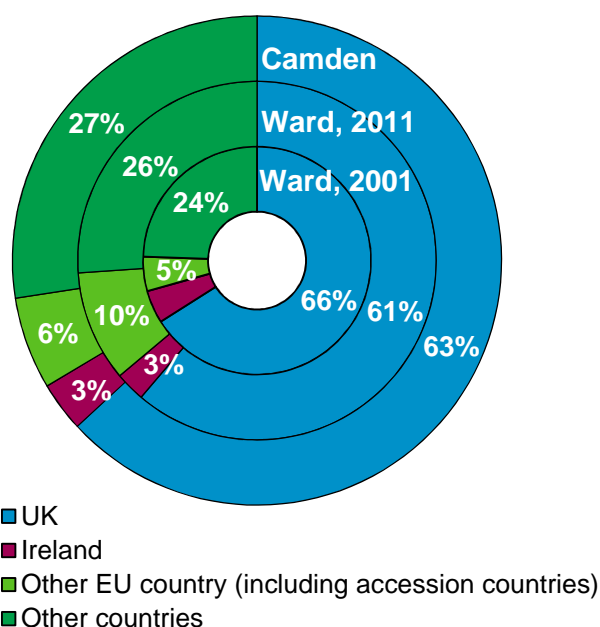
Proficiency in English

In 2011, 297 (2%) of people could not speak English or not speak English very well. This percentage is lower than in Camden overall (3%).

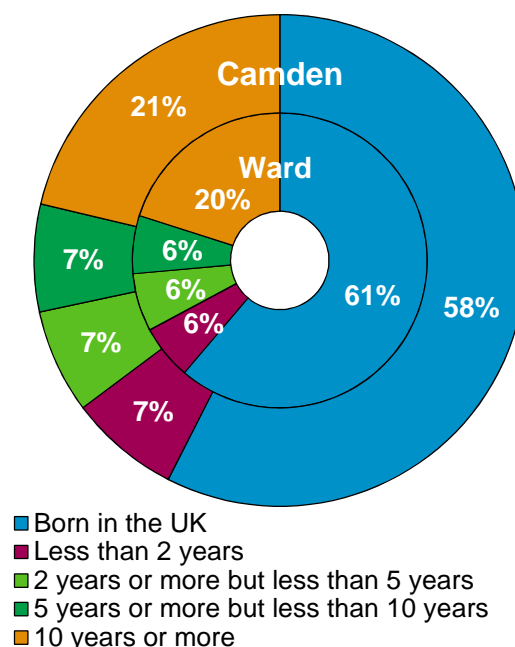


Country of birth and residency

Country of Birth



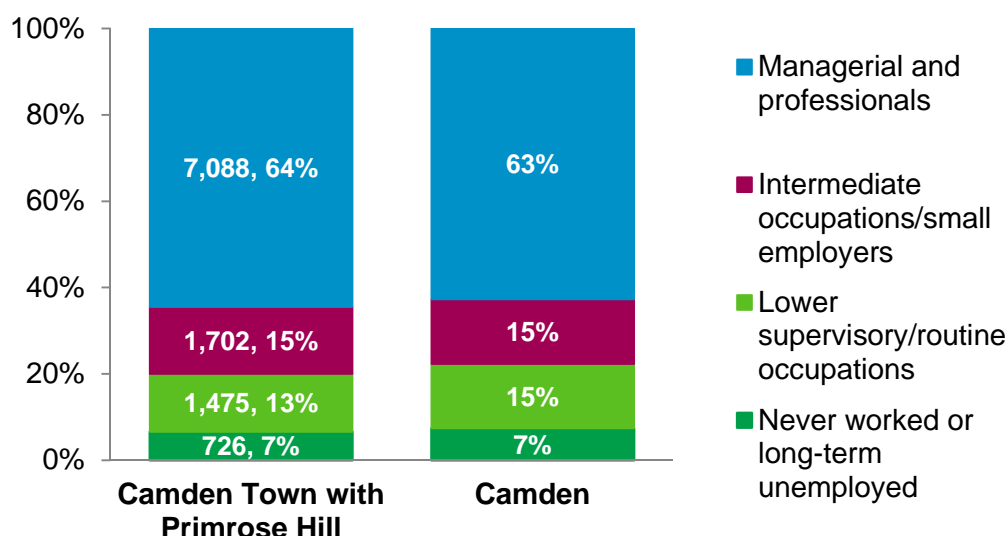
Length of UK residency



The percentage of residents in Camden Town with Primrose Hill that were born in the UK decreased from 66% in 2001 to 61% in 2011. The percentage of people born in EU countries (including the most recent accession countries) other than the UK and Ireland has increased from 5% in 2001 to 10% in 2011. The percentage of residents in Camden Town with Primrose Hill who were not born in the UK but have lived in the country for ten years or more is lower in Camden Town with Primrose Hill (20%) than in Camden (21%).

LABOUR MARKET

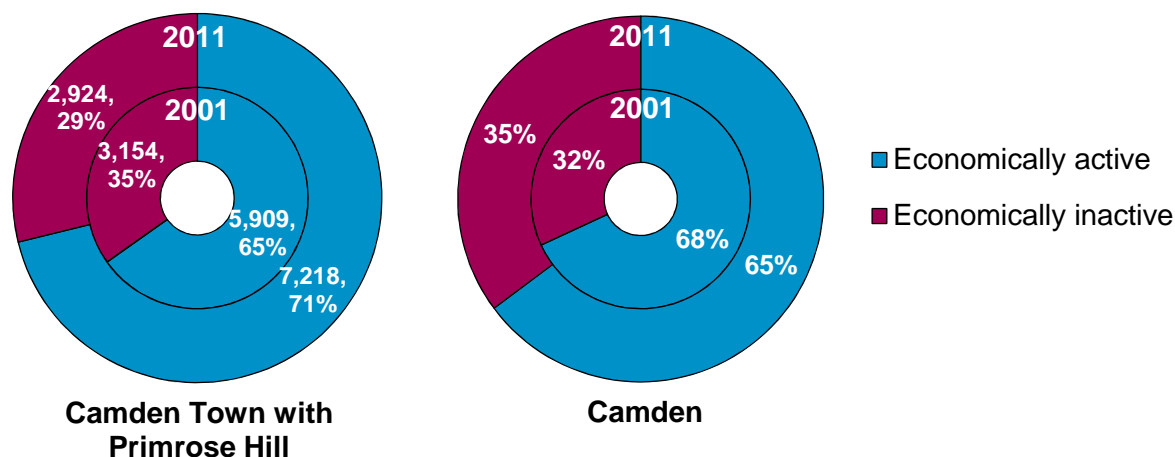
Employment by socio-economic group (NS-SEC)



In 2011, 726 residents in Camden Town with Primrose Hill were long-term unemployed or had never worked, which represents 7% of the ward population (compared to 7% in Camden).

Note: The working age population size does not exactly equal the sum of the individual categories due to rounding.

Economically inactive* working age population (16-74)



In 2011, there were 2,924 (29%) economically inactive residents* in Camden Town with Primrose Hill, of whom 454 (16%) were long-term sick or disabled (14% in Camden).

* Not in work and not actively seeking work.

Education and qualifications

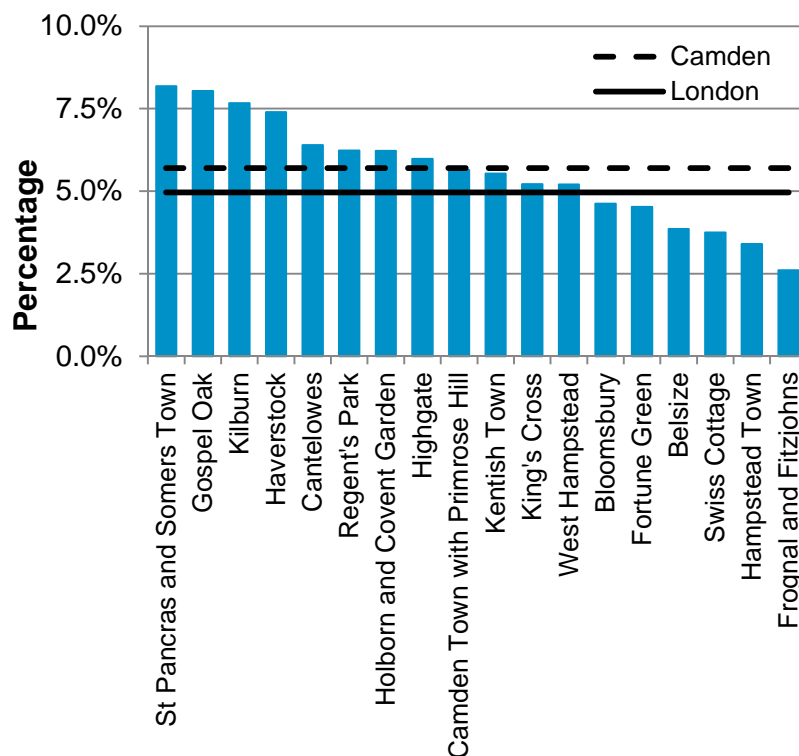
In 2011, Camden Town with Primrose Hill had a higher percentage of residents aged 16 or over with no qualifications than Camden, and a higher percentage of residents aged 16 or over with a degree level qualification than Camden.

Ward	No qualification		Degree level	
	2001	2011	2001	2011
Camden Town with Primrose Hill	1,720 (19%)	1,253 (15%)	4,256 (47%)	5,754 (54%)
Camden	26,935 (17%)	23,451 (11%)	72,945 (47%)	93,453 (42%)

Note: 2001 Census reported data for 16-74 year olds, and 2011 Census reported for all residents aged 16 or over, so figures aren't directly comparable.

HEALTH AND THE PROVISION OF UNPAID CARE

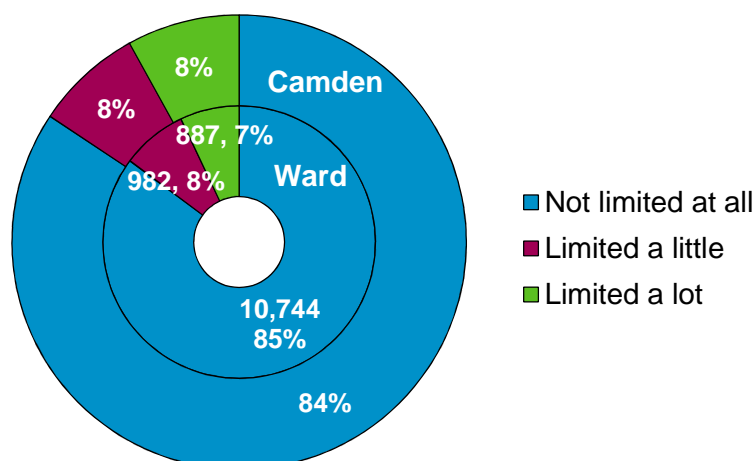
Percentage of residents who rated their health as bad or very bad, Camden wards compared with Camden and London averages, 2011



6% of Camden Town with Primrose Hill residents rated their health as 'bad' or 'very bad' in 2011, which was equal to Camden (6%). In 2001, 10% of Camden Town with Primrose Hill residents rated their health as 'not good'.

84% of Camden Town with Primrose Hill residents rated their health as 'good' or 'very good', which was the same as the Camden average. 10% of Camden Town with Primrose Hill residents rated their health as fair.

Residents who feel that they are limited by their health in their daily lives, Camden Town with Primrose Hill compared with Camden.

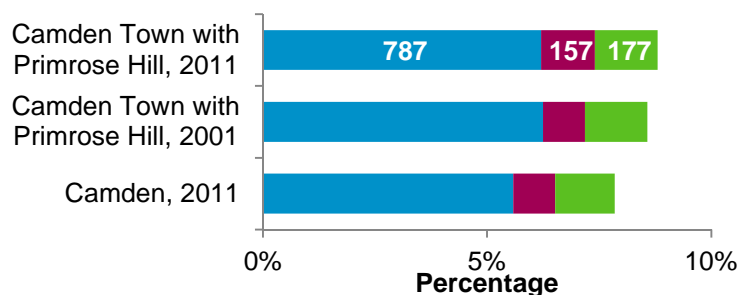


7%

of Camden Town with Primrose Hill residents felt that they were limited a lot in their daily lives, compared to 8% in Camden.

Note: The question from 2001 is not directly comparable with the 2011 question. In 2001, 17% of residents felt that they had a limiting long-term condition.

Percentage of residents providing unpaid care, by number of hours per week, Camden Town with Primrose Hill 2011 and 2001 and Camden 2011



Hours per week

0-19

20-49

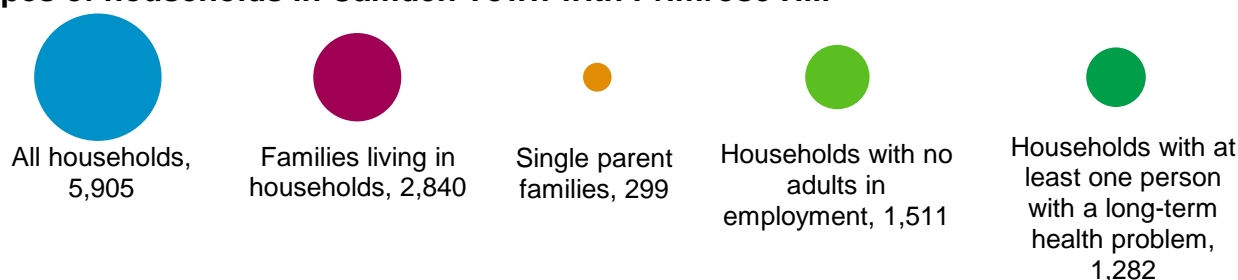
50+

9%

of Camden Town with Primrose Hill residents provided unpaid care at least once a week, the same percentage as 2001.

HOUSEHOLDS

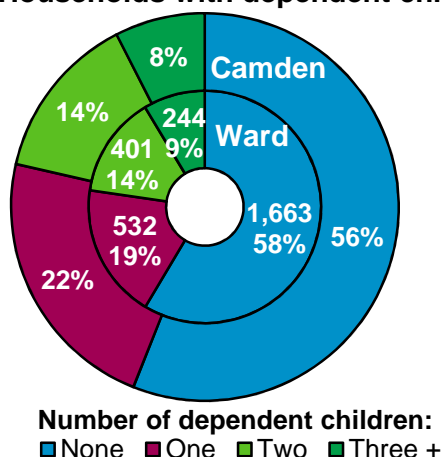
Types of households in Camden Town with Primrose Hill



Note: These categories are not mutually exclusive.

Dependent children

Households with dependent children



Number of dependent children:
 ■ None ■ One ■ Two ■ Three +

Breakdown of all dependent children in Camden Town with Primrose Hill

2,192
dependent children.

217 (10%)
dependent children lived in a household where no adult was employed, compared to 17% in Camden.

229 (10%)
dependent children lived in a household where at least one adult had a long-term health condition, compared to 12% in Camden.

Lone parent families

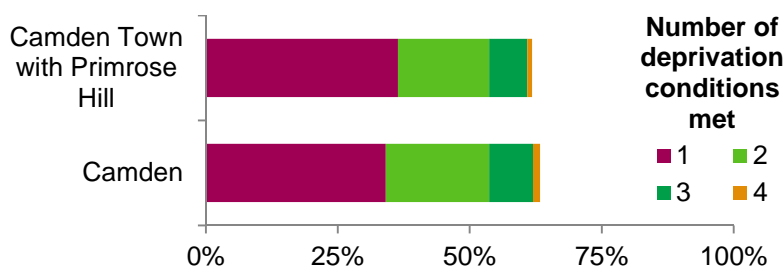


73 (24%)
lone parents worked full-time in Camden Town with Primrose Hill compared to 21% in Camden.

75 (25%)
lone parents worked part-time in Camden Town with Primrose Hill, compared to 23% in Camden.

151 (51%)
lone parents were unemployed in Camden Town with Primrose Hill in 2011, compared to 61% in 2001, and 56% in Camden.

Deprivation



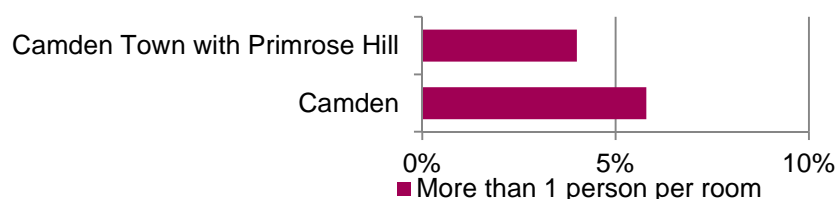
25%
of Camden Town with Primrose Hill households met two or more of the ONS' deprivation conditions in 2011, compared to 29% in Camden.

Note: Deprivation conditions: any household member is unemployed or long-term sick; no household member has at least a level 2 education and none are full-time students; any household member has long-term health problem or rates their health as bad or very bad; household is overcrowded, shared, or lacks central heating.

LIVING ARRANGEMENTS

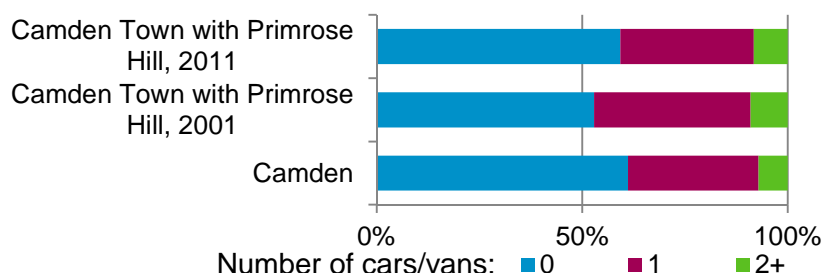
Household size

252 (4%) households in Camden Town with Primrose Hill had more than one person per room compared to 6% in Camden.

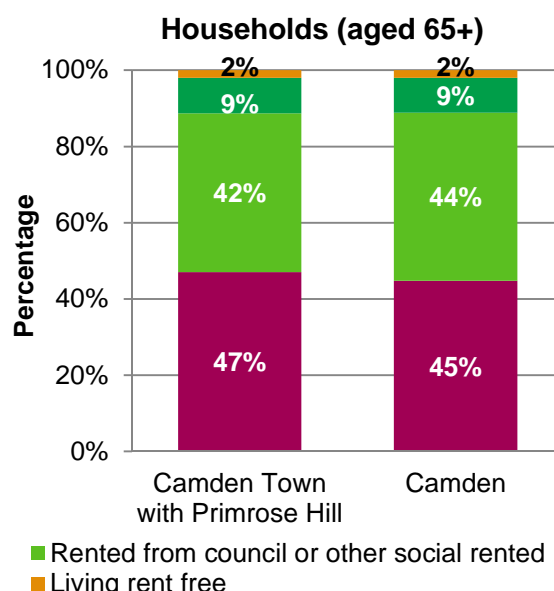
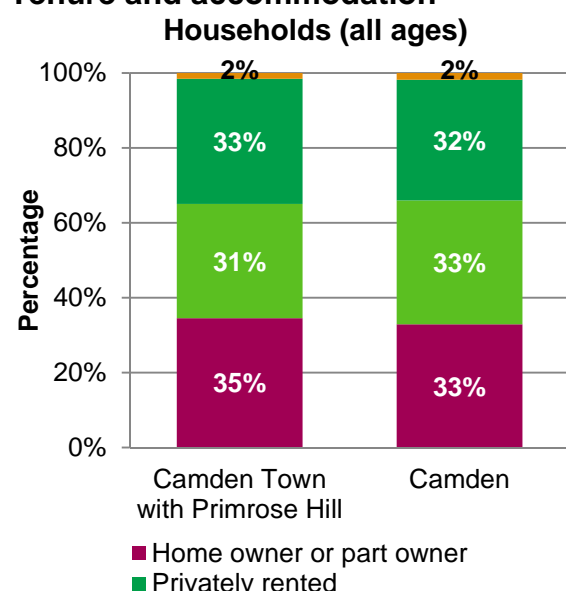


Car ownership

3,500 (59%) households in Camden Town with Primrose Hill had no access to a car or van in 2011 compared to 53% in 2001.



Tenure and accommodation

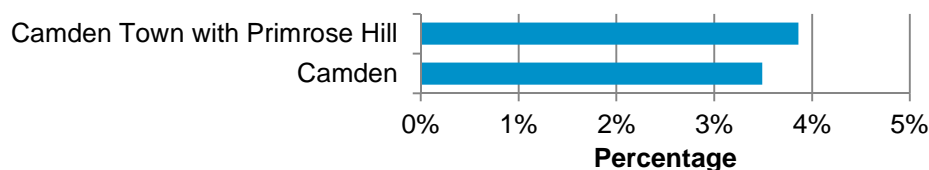


In 2011, 945 (24%) households in Camden Town with Primrose Hill had a head of household aged 65 or over, compared to 24% in Camden.

1,802 (31%) households in Camden Town with Primrose Hill lived in a property rented from the council or another social landlord, compared to 44% among households whose head was aged 65 or over, and 33% among all households in Camden.

Central heating

228 (4%) households in Camden Town with Primrose Hill had no central heating in 2011 compared to 8% in 2001. In 2011, the percentage of homes without central heating in Camden Town with Primrose Hill was higher than Camden (3%).



This profile has been produced by the Camden and Islington Public Health Intelligence Team. For more information contact publichealth.intelligence@islington.gov.uk or call 020 7527 1240. The main authors of these ward profiles were Ester Romeri, David Clifford, Lucy Lloyd, and Fatima Salih.